

**K – 12 Art Vertical Team Meeting Notes  
April 16, 2015**

<b>Penny Baker</b>	<b>Director of C &amp; I</b>	<b>Brooke Ballentine</b>	<b>IGHMS</b>
<b>Pat Blazick-Peterson</b>	<b>Hilltop</b>	Carol Ellison	Simley
<b>Jennifer Eversman</b>	<b>Simley</b>	<b>Nancy Gagne</b>	<b>Pine Bend</b>
<b>Pat Gilbertson</b>	<b>Simley</b>	Melissa Kokaisel	Hilltop
<b>Amy Nolechek</b>	<b>Hilltop</b>	<b>Sonja Steele</b>	<b>Pine Bend</b>
<b>Jodi Wendel</b>	<b>IGHMS</b>	<b>Tera Woltjer</b>	<b>Hilltop</b>
<b>Houa Xiong</b>	<b>IGHMS</b>		

**\*Bold – Members in Attendance**

**I. Summary**

- A. The secondary team members met five times during the school year to complete the work started last year by the Art Vertical Team. They created three lessons for each grade level based on the MN Art Standards and secondary art expectations.

**II. Overview of K-12 Scope & Sequence**

- A. The team reviewed the grade level Visual Arts Curriculum Maps. Each map outlines the standards placed in each grade level, the vocabulary within each lesson, and the resources available for teachers. See Attachment 1: Visual Arts Curriculum Maps

**III. Lesson Review**

- A. Elementary team members worked together with secondary team members to review each lesson. Suggestions were made for revisions. All 18 lessons were reviewed.

**IV. Supply List**

- A. Resources from the curriculum purchased by the district in about 2005 were determined to be helpful for this art curriculum. However, team members were unsure of the location or presence of the materials. Penny created an inventory list and sent it to each principal so that each building and grade level can identify which resources from Art Connections is available.
- B. Three supply lists were created based on the projects.
  - a. General supply list: needed for all grade levels
  - b. Grade level supply list: to be added to the supply lists for fall
  - c. Donation list: requested as donations from families
- C. Supply lists “a” and “b” will be sent to teachers to be added to their supply lists for next year. Supply list “c” is on a letter that will be sent home to families this spring and then again in the fall. Penny will send the letter to be copied and then send to buildings.

**V. Art Production (2 projects)**

- A. The team produced two of the grade level art lessons; Aboriginal Rain Stick and Movement Sculpture.

## **VI. Art Critique**

- A. The art team went through the process of critiquing a piece of art. Each art critique fits within the grade level theme.

## **VII. Next Steps for Professional Development (K – 5)**

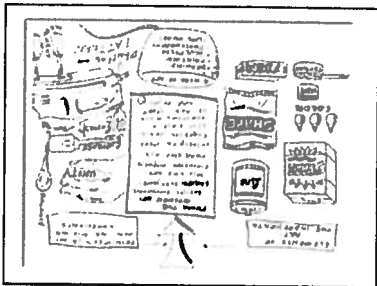

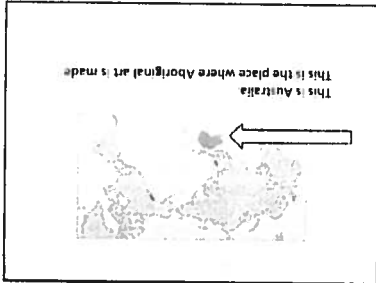
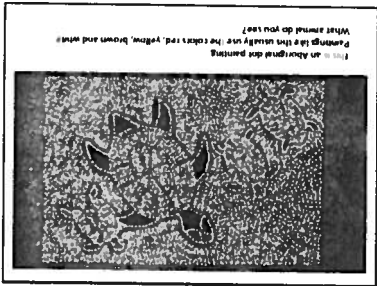
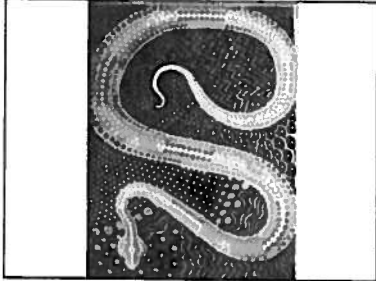

- A. Grade Level Updates: team members will give an overview at each building before the end of the school year so that teachers are aware of next year's implementation.
- B. Summer Writing: summer writing time to enter all resources into Eclipse
- C. Before School Workshop: Half day workshop will be offered for elementary teachers to learn about the curriculum and practice making a projet. Back to School Workshop: half hour presentations of art curriculum.
- D. Fall After School Workshops: grade level after school workshops will be offered in the fall. Teachers will be able to dig into their lessons and create a grade level project. Secondary teachers will facilitate the workshops and provide support for teacher learning. Spring Staff Meeting: team members will run through the art critique process with each elementary school staff.

## **VIII. Next Steps for 2015-2016**

- A. The Art Vertical Team will design and send out a survey to elementary teachers. There will be one after school meeting to review the survey results and discuss action steps based on staff feedback.

**Attachment 1: Visual Arts Curriculum Maps (K - 5)**

Lesson	Standards	Vocabulary	Assessment	Resources
Introduction to Art Elements: <b>Line</b>	0.1.1.5.1 0.1.2.5.1 0.1.3.5.1 0.2.1.5.1	<b>Art Elements:</b> The parts of a work of art. <b>Line:</b> A path from one point to the next.	Individual Project	Slideshow <i>About This Art</i>
Introduction to Art Principles: <b>Pattern</b>	4.1.1.5.2 0.1.3.5.1 0.2.1.5.2	<b>Art Principles:</b> The way the art elements are organized in a work of art. <b>Pattern:</b> Repeating art elements in a work of art.	Individual Project	Slideshow <i>About This Art</i>
Art Critique	0.1.1.5.1 0.1.2.5.1 0.1.3.5.1 0.4.1.5.1 4.1.1.5.2	<b>Art Elements:</b> The parts of a work of art. <b>Line:</b> A path from one point to the next. <b>Art Principles:</b> The way the art elements are organized in a work of art. <b>Pattern:</b> Repeating art elements in a work of art.	Participation in class critique	Slideshow



**KINDERGARTEN**  
**LESSON 1: LINE**

**KINDERGARTEN**  
**LINE & PATTERN**

1st Grade Visual Arts Curriculum Map

Lesson	Standards	Vocabulary	Assessment	Resources
Introduction to Art Elements: <b>Shape</b>	0.1.1.5.1 0.1.2.5.1 0.2.1.5.1 0.2.1.5.2	<b>Art Elements:</b> The parts of a work of art.  <b>Shape:</b> An enclosed space.	Individual Project	Slideshow About This Art
Introduction to Art Principles: <b>Balance</b>	0.1.1.5.1 0.1.2.5.1 0.2.1.5.1 0.3.1.5.1. 0.3.1.5.2 0.4.1.5.1	<b>Art Principles:</b> The way the art elements are organized in a work of art.  <b>Balance:</b> Using art elements so that no part of the artwork overpowers or seems heavier than another part.	Individual Project	Slideshow About This Art

1st Grade Visual Arts Curriculum Map

Lesson	Standards	Vocabulary	Assessment	Resources
Art Critique	0.1.1.5.1 0.1.2.5.1 0.4.1.5.1	<p><b>Art Elements:</b> The parts of a work of art.</p> <p><b>Shape:</b> An enclosed space.</p> <p><b>Art Principles:</b> The way the art elements are organized in a work of art.</p> <p><b>Balance:</b> Using art elements so that no part of the artwork overpowers or seems heavier than another part.</p>	Participation in class critique	Slideshow

2nd Grade Visual Arts Curriculum Map

Lesson	Standards	Vocabulary	Assessment	Resources
Introduction to Art Elements: <b>Texture</b>	0.1.1.5.1 0.1.2.5.1 0.1.3.5.1 0.2.1.5.1 0.3.1.5.1 0.3.1.5.2 0.4.1.5.1	<p><b>Art Elements:</b> The parts of a work of art.</p> <p><b>Texture:</b> How something feels or looks like it could feel.</p>	Individual Project	Slideshow About This Art
Introduction to Art Principles: <b>Unity</b>	0.1.1.5.1 0.1.2.5.1 0.1.3.5.1 0.2.1.5.1 0.3.1.5.1 0.4.1.5.2	<p><b>Art Principles:</b> The way the art elements are organized in a work of art.</p> <p><b>Unity:</b> Using the art elements so that things fit together and feel complete in a work of art.</p>	Individual Project	Slideshow About This Art

2nd Grade Visual Arts Curriculum Map

Lesson	Standards	Vocabulary	Assessment	Resources
Art Critique	0.1.1.5.1 0.1.2.5.1 0.1.3.5.1	<p><b>Art Elements:</b> The parts of a work of art.</p> <p><b>Texture:</b> How something feels or looks like it could feel.</p> <p><b>Art Principles:</b> The way the art elements are organized in a work of art.</p> <p><b>Unity:</b> Using the art elements so that things fit together and feel complete in a work of art.</p>	Participation in class critique & completed critique form	Slideshow Art Critique Form



Third Grade Visual Arts Curriculum Map

Lesson	Standards	Vocabulary	Assessment	Resources
<p>Introduction to Art Elements: <b>Color &amp; Value</b></p>	<p>0.1.1.5.1 0.1.2.5.1 0.2.1.5.1 0.3.1.5.1 0.3.1.5.2 0.4.1.5.1</p>	<p><b>Art Elements:</b> The parts of a work of art. <b>Color:</b> How light is reflected or absorbed. <b>Value:</b> The lightness or darkness of a color.</p>	<p>Individual Project</p>	<p>Slideshow About This Art</p>
<p>Introduction to Art Principles: <b>Contrast</b></p>	<p>0.1.1.5.1 0.1.2.5.1 0.1.3.5.1 0.2.1.5.1 4.1.1.5.2</p>	<p><b>Art Principles:</b> The way the art elements are organized in a work of art. <b>Contrast:</b> Using the art elements to show differences between two unlike things in a work of art.</p>	<p>Individual Project</p>	<p>Slideshow About This Art</p>

Third Grade Visual Arts Curriculum Map

Lesson	Standards	Vocabulary	Assessment	Resources
<p>Art Critique</p>	<p>0.1.1.5.1 0.1.2.5.1</p>	<p><b>Art Elements:</b> The parts of a work of art.  <b>Color:</b> How light is reflected or absorbed.  <b>Value:</b> The lightness or darkness of a color.  <b>Art Principles:</b> The way the art elements are organized in a work of art.  <b>Contrast:</b> Using the art elements to show differences between two unlike things in a work of art.</p>	<p>Participation in class critique</p>	<p>Slideshow Art Critique Form</p>

Fourth Grade Visual Arts Curriculum Map

Lesson	Standards	Vocabulary	Assessment	Resources
Introduction to Art Elements: <b>Form</b>	4.1.1.5.1 4.1.1.5.2 4.1.1.5.3 4.1.2.5.1 4.1.3.5.1 4.1.3.5.2 4.2.1.5.1	<b>Art Elements:</b> The parts of a work of art.  <b>Form:</b> A three-dimensional object.	Individual Project	Slideshow About This Art
Introduction to Art Principles: <b>Emphasis</b>	4.1.1.5.1 4.1.1.5.2 4.1.1.5.3 4.1.2.5.1 4.1.3.5.2 4.2.1.5.1	<b>Art Principles:</b> The way the art elements are organized in a work of art.  <b>Emphasis:</b> Using the art elements to make one area the center of attention in a work of art.	Individual Project	Slideshow About This Art

Fourth Grade Visual Arts Curriculum Map

Lesson	Standards	Vocabulary	Assessment	Resources
Art Critique	4.1.1.5.1 4.1.1.5.2 4.1.2.5.1 4.1.3.5.1 4.4.1.5.1	<p><b>Art Elements:</b> The parts of a work of art.</p> <p><b>Form:</b> A three-dimensional object.</p> <p><b>Art Principles:</b> The way the art elements are organized in a work of art.</p> <p><b>Emphasis:</b> Using the art elements to make one area the center of attention in a work of art.</p>	Participation in classroom critique	Slideshow Art Critique Form

Fifth Grade Visual Arts Curriculum Map

Lesson	Standards	Vocabulary	Assessment	Resources
Introduction to Art Elements: <b>Space</b>	4.1.1.5.1 4.1.1.5.2 4.1.2.5.1 4.2.1.5.1 4.3.1.5.1	<b>Art Elements:</b> The parts of a work of art.  <b>Space:</b> The area between, around or within objects.	Individual Project	Slideshow About This Art
Introduction to Art Principles: <b>Movement</b>	4.1.1.5.1 4.1.1.5.2 4.1.2.5.1 4.2.1.5.1	<b>Art Principles:</b> The way the art elements are organized in a work of art.  <b>Movement:</b> Using the art elements to make a path for your eye to follow in a work of art.	Individual Project	Slideshow About This Art

Fifth Grade Visual Arts Curriculum Map

Lesson	Standards	Vocabulary	Assessment	Resources
Art Critique	4.1.1.5.1 4.1.1.5.2 4.1.2.5.1 4.2.1.5.2 4.3.1.5.2 4.4.1.5.1	<p><b>Art Elements:</b> The parts of a work of art.</p> <p><b>Space:</b> The area between, around or within objects.</p> <p><b>Art Principles:</b> The way the art elements are organized in a work of art.</p> <p><b>Movement:</b> Using the art elements to make a path for your eye to follow in a work of art.</p>	Participation in classroom critique	Slideshow Art Critique Form